

JBC

The Soldering Co.



Tip Cleaning Systems

Invest your time in soldering, not cleaning

Cleaning Systems


For good thermal transfer, keep the tip tinned thus free from oxides.

Clean the tip in less than a second



With automatic cleaners you **save time** and optimize production.

Improve heat transfer



A clean tip is always easier to tin, resulting in **higher quality solder joints**.

CLMS Junior Tip Cleaner

Improve thermal transfer of the tip in only 1 second. It fits in any work area thanks to its **reduced size and is very easy to maintain**.

Two modes of operation

The motorized brushes start by pushing the button or by selecting the continuous mode.

Easy to maintain

The solder collector tray can be **easily emptied** and re-used with no wear and tear.



Splashguard

The splashguard helps keep the bench always clean and free of Foreign Object Debris (FOD).

Save space

You can easily fit the tip cleaner into your workspace thanks to its reduced size.

Brushes

CL4008

Fiber Brushes

The composition, size and thickness of the fibers ensure the **most efficient cleaning** and the least damage while cleaning the tip.



CLMU Automatic Tip Cleaners

CLMUP

Automatic Tip Cleaner with Fiber Brushes (non-metal)

Perform a thorough and **gentle tip cleaning** increasing heat transfer and maximizing the soldering quality.

CLMU

Automatic Tip Cleaner with Metal Brushes

Perform a thorough and **strong cleaning** to recover the tip increasing heat transfer. The metal brushes supplied provide a **deep cleaning**.



Sensor Mode

The sensor triggers brush rotation when tip approaches and automatically stops when the tip is removed.



Vertical position

It also features a second position which facilitates vertical tip access.



Keep your workspace clean

The locking mechanism on the brushes makes them **fast and easy to replace**. The solder collector tray can be **easily emptied**.



Brushes

CL2008 / CL2007

Fiber Brushes

provide a **soft cleaning**, especially recommended for regular usage to improve tip life. Supplied with CLMUP.



CL1008 / CL1007

Metal Brushes

provide a **thorough cleaning to recover the tip**, increasing heat transfer. Supplied with CLMU.



CL Manual Tip Cleaner

A complete cleaning system with splashguard and antispash membrane to keep the workspace clean and free of solder particles.

CL7882

Antispash membrane

Prevents splashing of solder particles and maintains the workspace clean.

CL8010


Tip Wiper

A temperature-resistant receptacle lets the operator remove excess solder by gently tapping or wiping.

CL6210

Brass Wool

Very effective cleaning method. It leaves a small layer of solder on the tip to prevent oxidation between cleaning and reflowing.




Non-slip Base

No need to hold the base while cleaning tips.

S0354

Sponge

The least harmful cleaning method. Keep the sponge moist with distilled water when working to avoid tip wear.



Specifications

	CL	CLMS	CLMU / CLMUP
Dimensions	112 x 89 x 90 mm / 4.4 x 3.5 x 3.5 in	95 x 91 x 112 mm / 3.7 x 3.6 x 4.4 in	131 x 129 x 136 mm / 5.16 x 5.08 x 5.35 in
Weight	0.88 Kg / 1.93 lb	1.45 kg / 3.20 lb	2.1 kg / 4.63 lb
Operating modes	Manual	Switch & Continuous	Sensor & Continuous
Brush diameter	--	Ø 34 mm / 1.33 in	Ø 50 mm / 1.97 in
Brush speed	--	550 rpm 650 rpm (continuous mode)	750 rpm
Sound Pressure Level	--	30 dB at 30 cm	25 dB at 30 cm
Vertical position	--	--	✓
AC Adapter	--	Input: 100 - 240 V, 50/60 Hz Output: DC 12 V, 1 A	Input: 100 - 240 V, 50/60 Hz Output: DC 24 V, 2 A

